

3-Terminal positive voltage regulator

- Suitable for TTL, DTL, HTL, C-MOS, Power Supply
- Internal Short-Circuit Current Limiting
- Internal Thermal Overload Protection
- Maximum Output Current of 150mA ($T_j=25^{\circ}\text{C}$)
- Available in the Plastic SOT-23 Package
- ESD protected up to 2KV



Absolute Maximum Ratings ($T_a = 25^{\circ}\text{C}$)

Parameter	Symbol	Rating	Unit
Input Voltage 5V/12V	V_{IN}	30/35	V
Power Dissipation	P_{tot}	350	mW
Operating Temperature	T_{opr}	-30~75	$^{\circ}\text{C}$
Storage Temperature Range	T_s	-55~150	$^{\circ}\text{C}$

ELECTRICAL CHARACTERISTICS AT SPECIFIED VIRTUAL JUNCTION TEMPERATURE ($V_i=10\text{V}, I_o=40\text{mA}, C_i=0.33\mu\text{F}, C_o=0.1\mu\text{F}$, unless otherwise specified)

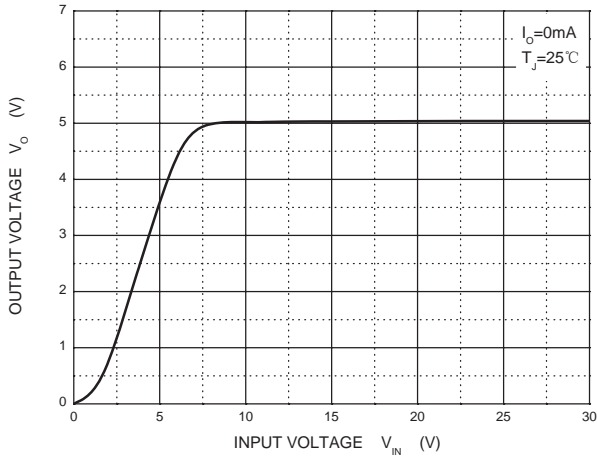
Parameter	Symbol	Test conditions	Min	Typ	Max	Unit	
Output voltage	V_o		25°C	4.8	5.0	5.2	V
		$7\text{V} \leq V_i \leq 20\text{V}, I_o=1\text{mA} \sim 40\text{mA}$	0-125 $^{\circ}\text{C}$	4.75	5.0	5.25	V
		$I_o=1\text{mA} \sim 70\text{mA}$		4.75	5.0	5.25	V
Load Regulation	ΔV_o	$I_o=1\text{mA} \sim 100\text{mA}$	25°C		15	60	mV
		$I_o=1\text{mA} \sim 40\text{mA}$	25°C		8	30	mV
Line regulation	ΔV_o	$7\text{V} \leq V_i \leq 20\text{V}$			32	150	mV
		$8\text{V} \leq V_i \leq 20\text{V}$	25°C		26	100	mV
Quiescent Current	I_q		25°C		3.8	6	mA
Quiescent Current Change	ΔI_q	$8\text{V} \leq V_i \leq 20\text{V}$	0-125 $^{\circ}\text{C}$			1.5	mA
	ΔI_q	$1\text{mA} \leq I_o \leq 40\text{mA}$	0-125 $^{\circ}\text{C}$			0.1	mA
Output Noise Voltage	V_N	$10\text{Hz} \leq f \leq 100\text{KHz}$	25°C		42		μV
Ripple Rejection	RR	$8\text{V} \leq V_i \leq 20\text{V}, f=120\text{Hz}$	0-125 $^{\circ}\text{C}$	41	49		dB
Dropout Voltage	V_d		25°C		1.7		V

Electrical Characteristics

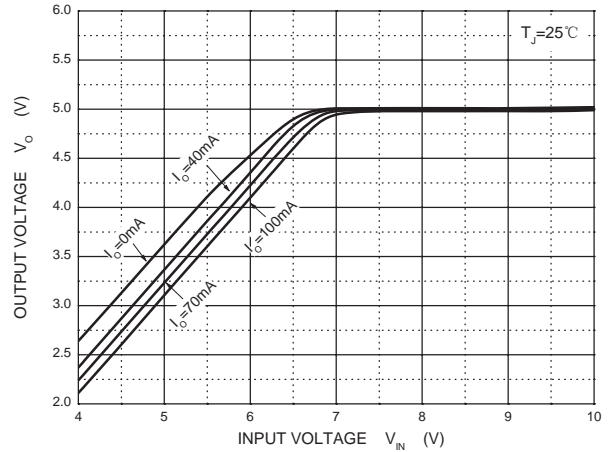
(Unless otherwise specified, $V_{IN}=19V$, $I_{OUT}=40mA$, $C_{IN}=0.33\mu F$, $C_{OUT}=0.1\mu F$, $T_j=25^\circ C$)

Parameter		Symbol	Test Condition	Min.	Typ.	Max.	Unit
Output Voltage		V_{OUT}		11.5	12	12.5	V
Input Regulation		Reg. line	$14.5V \leq V_{IN} \leq 27V$	-	120	250	mV
			$16V \leq V_{IN} \leq 27V$	-	100	200	
Load Regulation		Reg. load	$1.0mA \leq I_{OUT} \leq 100mA$	-	20	100	mV
			$1.0mA \leq I_{OUT} \leq 40mA$	-	10	50	
Output Voltage		V_{OUT}	$14.5V \leq V_{IN} \leq 27V$ $1.0mA \leq I_{OUT} \leq 40mA$	11.4	-	12.6	V
			$V_{IN}=19V$ $1.0mA \leq I_{OUT} \leq 70mA$	11.4	-	12.6	V
Quiescent Current		I_B		-	3.2	6.5	mA
Quiescent Current Change	With line	ΔI_B	$16V \leq V_{IN} \leq 27V$	-	-	1.5	mA
	With load		$1.0mA \leq I_{OUT} \leq 40mA$	-	-	0.1	
Output Noise Voltage		V_{NO}	$T_a=25^\circ C$, $10Hz \leq f \leq 100KHz$	-	80	-	μV
Ripple Rejection		RR	$f=120Hz$, $15V \leq V_{IN} \leq 25V, T_j=25^\circ C$	36	41	-	dB
Dropout Voltage		$\square V_{IN}-V_{OUT}$	$T_j=25^\circ C$	-	1.7	-	V
Average Temperature Coefficient of Output Voltage		TC_{VO}	$I_{OUT}=5mA$	-	1	-	$mV/^\circ C$

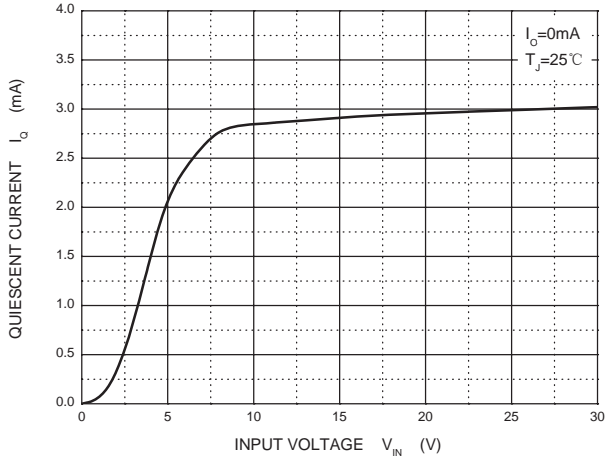
Output Characteristics



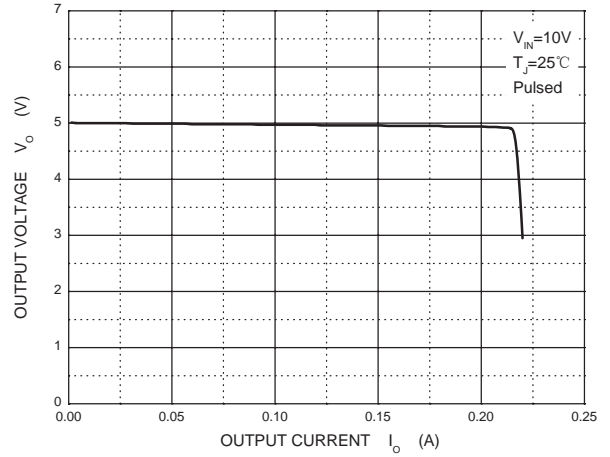
Dropout Characteristics



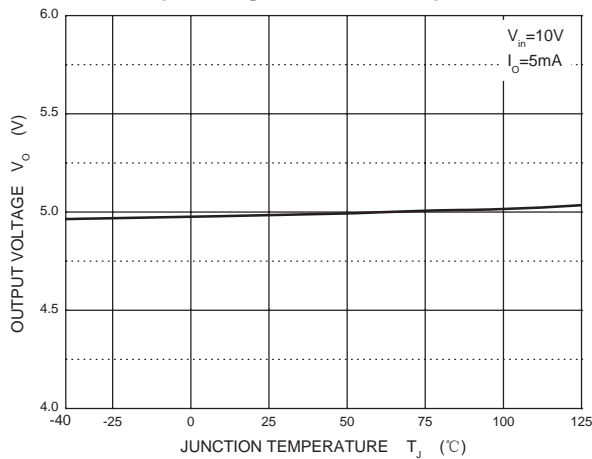
Quiescent Current vs Input Voltage



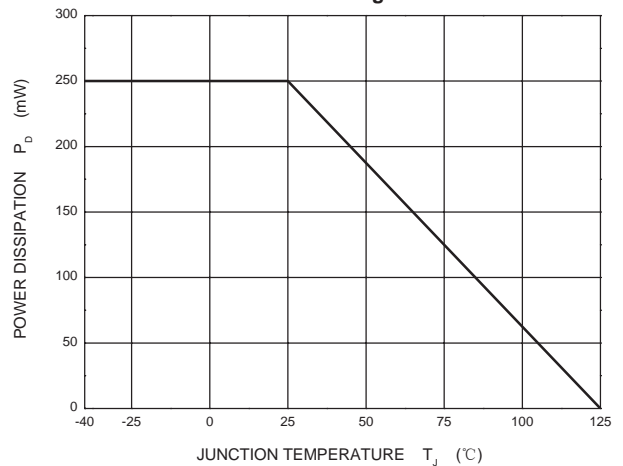
Current Cut-off Grid Voltage



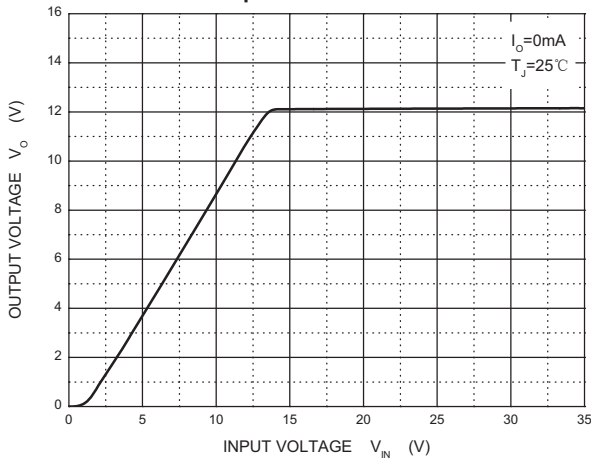
Output Voltage vs Junction Temperature



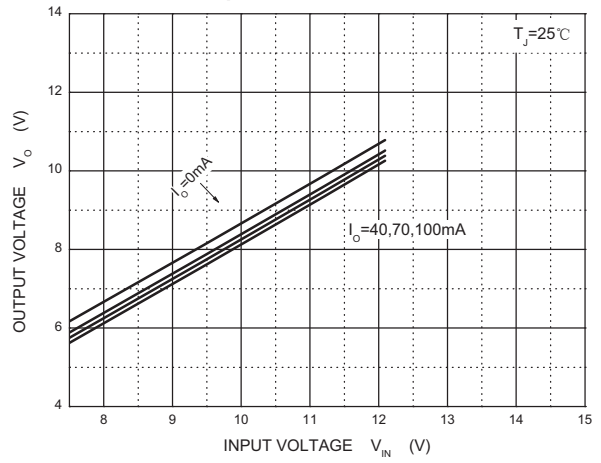
Power Derating Curve



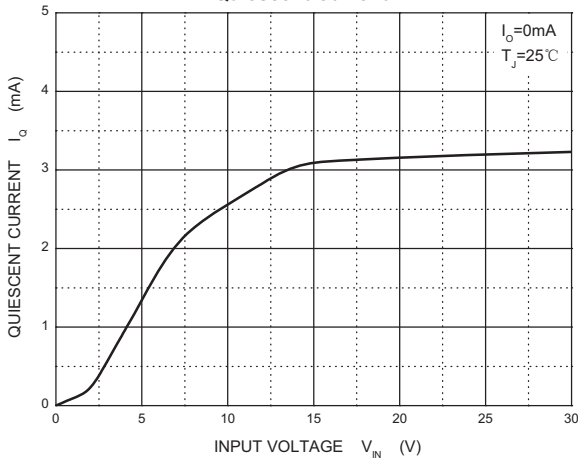
Output Characteristics



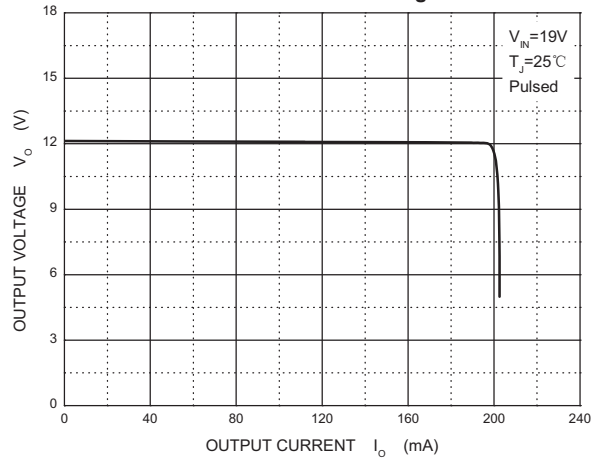
Dropout Characteristics



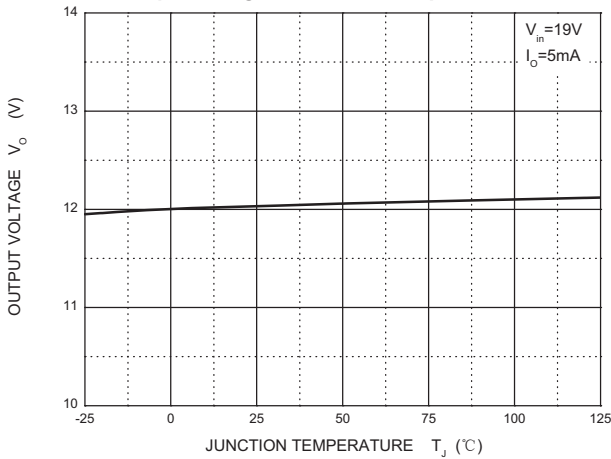
Quiescent Current



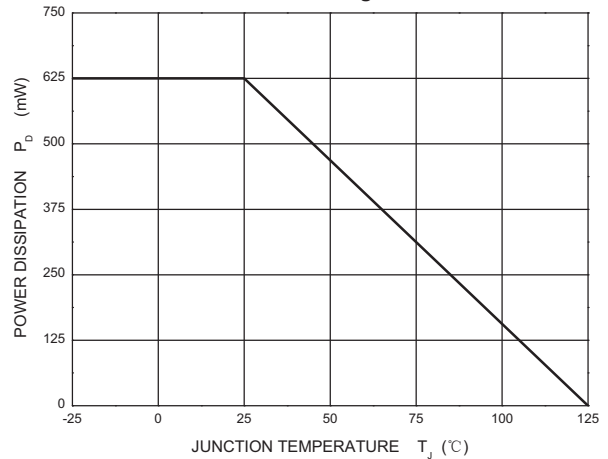
Current Cut-off Grid Voltage



Output Voltage vs Junction Temperature



Power Derating Curve



PACKAGE OUTLINE

Plastic surface mounted package; 3 leads

SOT-23

