

FEATURES

- Fast Switching Speed
- Surface Mount Package Ideally Suited for Automatic Insertion
- For General Purpose Switching Applications
- High Conductance

MECHANICAL DATA

- * Case: Molded plastic
- * Lead: Axial leads, solderable per MIL-STD-750, method 2026
- * Polarity: Polarity symbols marked on case
- * Marking: T4

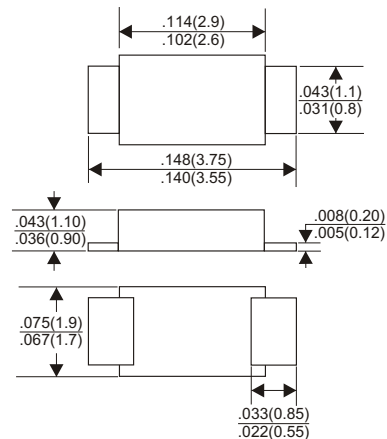
VOLTAGE RANGE

100Volts

CURRENT

0.15 Ampere

SOD123FL



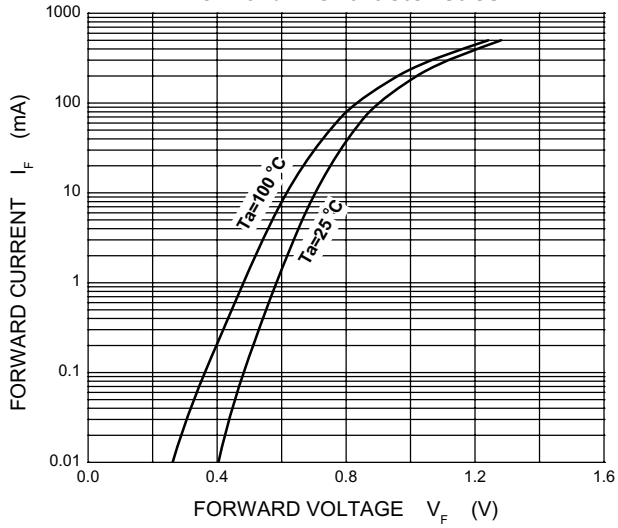
MAXIMUM RATINGS AND ELECTRICAL CHARACTERISTICS

Rating 25°C ambient temperature unless otherwise specified.
 Single phase half wave, 60Hz, resistive or inductive load.
 For capacitive load, derate current by 20%.

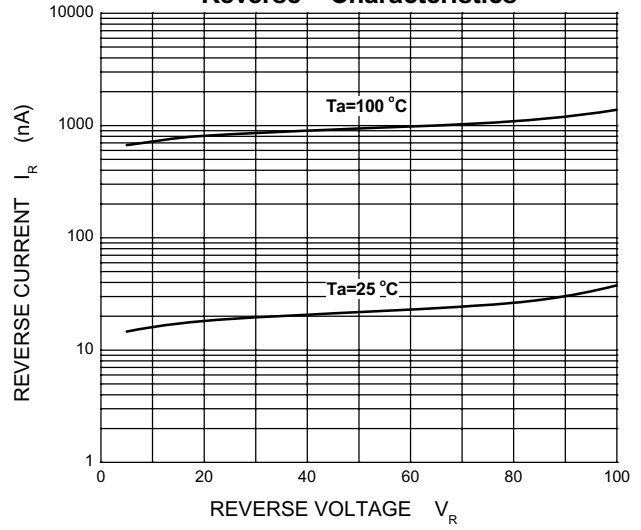
TYPE NUMBER	1N4148WL	UNITS
Maximum Recurrent Peak Reverse Voltage	100	V
Maximum RMS Voltage	70	V
Maximum DC Blocking Voltage	100	V
Maximum Average Forward Rectified Current		
See Fig. 1	0.15	A
Peak Forward Surge Current @ t=1.0 μs	2.0	A
@ t=1.0s	1.0	A
Maximum Instantaneous Forward Voltage at 0.15A	1.25	V
Maximum DC Reverse Current at Rated DC Blocking Voltage Ta=25°C	1	μA
Typical Junction Capacitance	2	pF
Total Power Dissipation	400	mW
Maximum Reverse Recovery Time (TRR typical)	8	ns
Operating Temperature Range Tj	-55 to +150	°C
Storage Temperature Range Tstg	-55 to +150	°C

RATING AND CHARACTERISTIC CURVES 1N4148WL

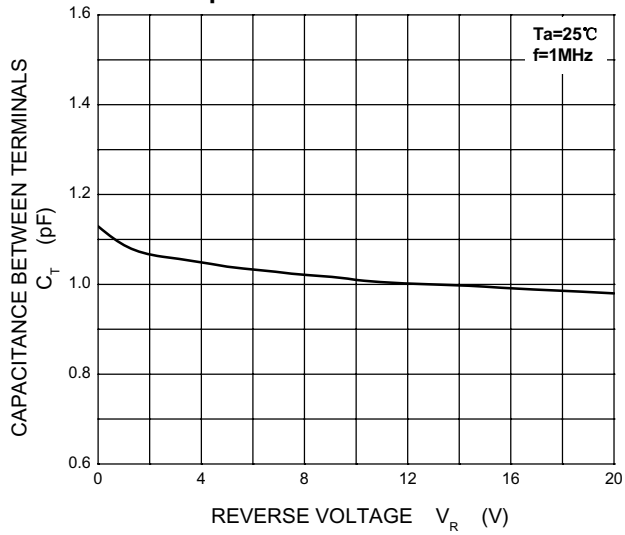
Forward Characteristics



Reverse Characteristics



Capacitance Characteristics



Power Derating Curve

