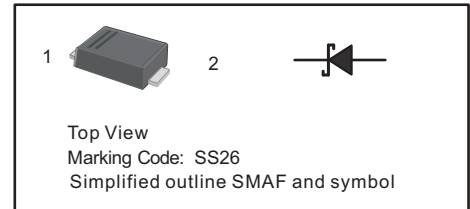


**Reverse Voltage - 60 V**  
**Forward Current - 2.0A**

### PINNING

PIN	DESCRIPTION
1	Cathode
2	Anode



### Features

- Metal silicon junction, majority carrier conduction
- For surface mounted applications
- Low power loss, high efficiency
- High forward surge current capability
- For use in low voltage, high frequency inverters, free wheeling, and polarity protection applications

### MECHANICAL DATA

- Case: SMAF
- Terminals: Solderable per MIL-STD-750, Method 2026
- Approx. Weight: 27mg / 0.00095oz

### Absolute Maximum Ratings and Electrical characteristics

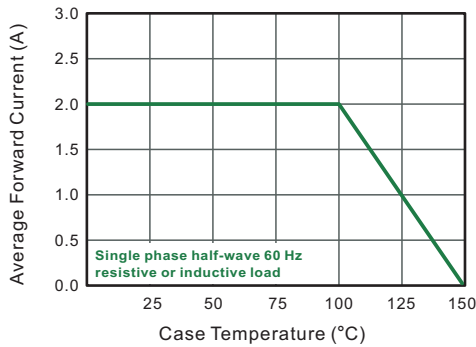
Ratings at 25 °C ambient temperature unless otherwise specified. Single phase, half wave, 60Hz resistive or inductive load, for capacitive load, derate by 20 %

Parameter	Symbols	SS26F	Units
Maximum Repetitive Peak Reverse Voltage	$V_{RRM}$	60	V
Maximum RMS voltage	$V_{RMS}$	42	V
Maximum DC Blocking Voltage	$V_{DC}$	60	V
Maximum Average Forward Rectified Current	$I_{F(AV)}$	2.0	A
Peak Forward Surge Current, 8.3ms Single Half Sine-wave Superimposed on Rated Load (JEDEC method)	$I_{FSM}$	50	A
Max Instantaneous Forward Voltage at 2 A	$V_F$	0.70	V
Maximum DC Reverse Current <small><math>T_a = 25^{\circ}C</math>  at Rated DC Reverse Voltage  <small><math>T_a = 100^{\circ}C</math></small></small>	$I_R$	0.5 5	mA
Typical Junction Capacitance <sup>(1)</sup>	$C_j$	80	pF
Typical Thermal Resistance <sup>(2)</sup>	$R_{\theta JA}$	80	°C/W
Operating Junction Temperature Range	$T_j$	-55 ~ +150	°C
Storage Temperature Range	$T_{stg}$	-55 ~ +150	°C

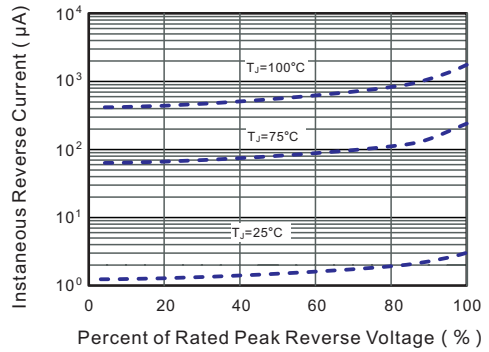
( 1 ) Measured at 1 MHz and applied reverse voltage of 4 V D.C

( 2 ) P.C.B. mounted with 2.0" X 2.0" (5 X 5 cm) copper pad areas.

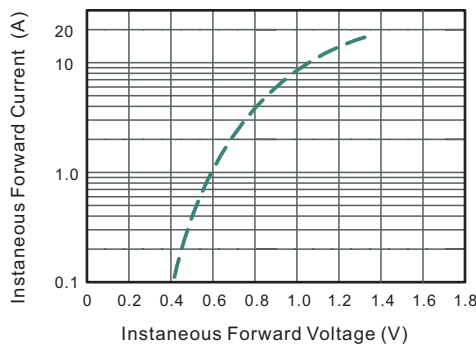
**Fig.1 Forward Current Derating Curve**



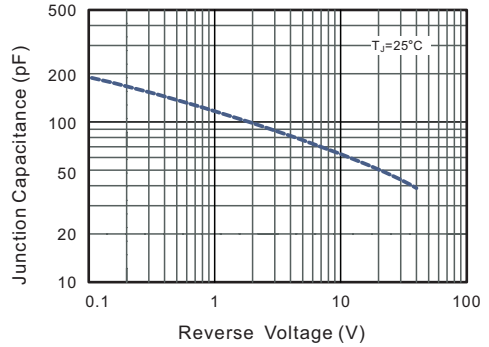
**Fig.2 Typical Reverse Characteristics**



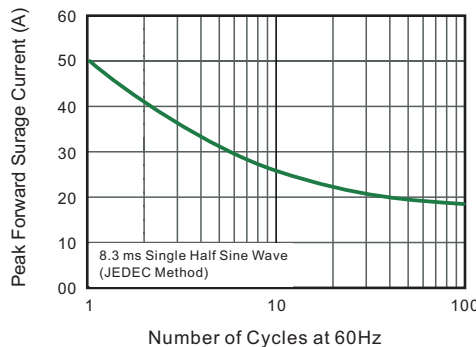
**Fig.3 Typical Forward Characteristic**



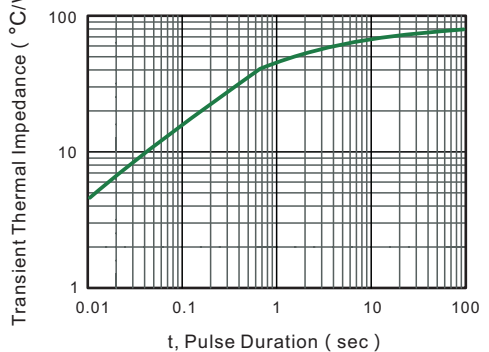
**Fig.4 Typical Junction Capacitance**



**Fig.5 Maximum Non-Repetitive Peak Forward Surge Current**



**Fig.6- Typical Transient Thermal Impedance**



### PACKAGE OUTLINE

Plastic surface mounted package; 2 leads

