



# 晶体管光耦 Photo Transistor

## AT101X

Product Data Sheet

AOTE DCC  
RELEASE

台湾奥特半导体科技有限公司

TAIWAN AOTE SEMICONDUCTOR TECHNOLOGY CO.,LTD

[www.aotesemi.com](http://www.aotesemi.com)

## 概述 Description

AT101X是一款由一个GaAs发光二极管和一个NPN光电晶体管组成的光电耦合器。

The AT101X is a photoelectric coupler composed of a GaAs light-emitting diode and a NPN photo transistor.

## 特性 Features

- 电流转换比(CTR)范围:  $\geq 80\%$  ( $I_F = 5\text{mA}$ ,  $V_{CE} = 5\text{V}$ ,  $T_a = 25^\circ\text{C}$ )  
Current transfer ratio:  $\geq 80\%$  ( $I_F = 5\text{mA}$ ,  $V_{CE} = 5\text{V}$ ,  $T_a = 25^\circ\text{C}$ )
- 输入-输出隔离电压 ( $V_{ISO} = 5000\text{ Vrms}$ )  
High isolation voltage between input and output ( $V_{ISO} = 5000\text{ Vrms}$ )
- 集电极-发射极击穿电压  $BV_{CEO} \geq 80\text{V}$   
Collector - emitter breakdown voltage  $BV_{CEO} \geq 80\text{V}$
- 工作温度:  $-55^\circ\text{C} \sim 110^\circ\text{C}$   
Operating Temperature:  $-55^\circ\text{C} \sim 110^\circ\text{C}$
- 符合加强绝缘标准  
Meet reinforced insulation standards
- 符合安规标准: UL 1577, VDE DIN EN60747-5-5 (VDE 0884-5), CQC11-471543-2022  
Meet safety standard approval: UL 1577, VDE DIN EN60747-5-5 (VDE 0884-5), CQC11-471543-2022

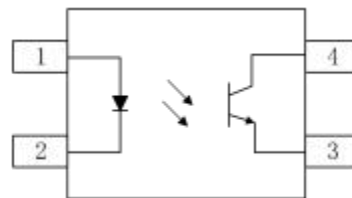
## 应用 Applications

- 开关电源, 智能电表  
Switching power supply, intelligent meter
- 工业控制, 测量仪器  
Industrial control, measuring instruments
- 办公设备, 比如复印机  
Office equipment such as copiers
- 家用电器, 比如空调、风扇、热水器等  
Household appliances: such as air conditioners, fans, water heaters, etc.

## 封装和原理图 Package and Schematic Diagram



LSOP4



Pin Configuration

1. Anode
2. Cathode
3. Emitter
4. Collector



## 产品型号命名规则 Order Code

# AT 101 X - UN Y - W (V) (ZZ)

①      ②      ③      ④      ⑤      ⑥      ⑦      ⑧

- ① 公司代码 Company Code (AT: 奥特 Aote)
- ② 产品系列 Product Series (101: 101)
- ③ CTR 档位 Classification (代码 Code: 0,1,2,3....)
- ④ 框架类型 Lead Frame (Cu: 铜框架 Copper)
- ⑤ 树脂类型 Epoxy Type (H: 无卤 Halogen-free)
- ⑥ 封装形式 Package (L: LSOP)
- ⑦ 器件工作温度范围 Device Operating Temperature Range (特殊范围需填或者空白 Special Range need to be filled in or left blank)
- ⑧ 内部补充代码 Internal Supplementary Code (数字或者空白 Number or None)

## 印字信息 Marking Information

- 印字中 “” 为奥特品牌 LOGO  
“” denotes LOGO
- 印字中的 “X” 代表产品分档：0、1、2、3....  
“X” denotes the classification：0、1、2、3....
- 印字中 “Y” 代表年份；A(2018),B(2019),C(2020) ... ..  
“Y” denotes YEAR：A(2018), B(2019), C(2020) ... ..
- 印字中 “WW” 代表周号  
“WW” denotes Week’ s number
- 印字中 “N” 代表星期几  
“N” denotes day of the week
- 印字中的 “H” 代表无卤  
“H” denotes Halogen-free



**绝缘和安规信息 Insulation and Safety related specifications**

项目 Item	符号 Symbol	数值 Value	单位 Unit	备注 Remark
爬电距离 Creepage Distance	L	>8.0	mm	从输入端到输出端，沿本体最短距离路径 Measured from input terminals to output terminals, shortest distance path along body
电气间隙 Clearance Distance	L	>8.0	mm	从输入端到输出端，通过空气的最短距离 Measured from input terminals to output terminals, shortest distance through air
绝缘距离 Insulation Thickness	DTI	>0.4	mm	发射器和探测器之间的绝缘厚度 Insulation thickness between emitter and detector
峰值隔离电压 Peak Isolation Voltage	$V_{IORM}$	1500	$V_{peak}$	DIN/EN/IEC EN60747-5-5
瞬态隔离电压 Transient isolation voltage	$V_{IOTM}$	7000	$V_{peak}$	DIN/EN/IEC EN60747-5-5
隔离电压 Isolation Voltage	$V_{iso}$	>5000	$V_{rms}$	For 1 min

**极限参数 Absolute Maximum Ratings (Ta = 25°C)**

参数 Parameter		符号 Symbol	额定值 Rating	单位 Unit
发射端 Input	正向电流 Forward Current	I	50	$m_A$
	反向电压 Reverse Voltage	$V_R$	6	V
	功耗 Power Dissipation	$P_D$	70	$m_W$
	热阻(结-环境) Thermal Resistance Junction to Ambient	$R_{thJ-A}$	250	$^{\circ}C/W$
	热阻(结-壳) Thermal Resistance Junction to Case	$R_{thJ-C}$	180	$^{\circ}C/W$
接收端 output	集电极功耗 Collector Power Dissipation	$P_C$	150	$m_W$
	集电极电流 Collector Current	$I_C$	50	$m_A$
	集电极-发射极电压 Collector-Emitter Voltage	$V_{CEO}$	80	V
	发射极-集电极电压 Emitter-Collector Voltage	$V_{ECO}$	6	V
总功耗 Total Power Dissipation		$P_{tot}$	250	$m_W$
隔离电压 Isolation Voltage		$V_{iso}$	5000	$V_{rms}$
工作温度 Operating Temperature		$T_{opr}$	-55 ~ +110	$^{\circ}C$
存储温度 Storage Temperature		$T_{stg}$	-55 ~ +125	$^{\circ}C$
焊接温度		$T_{stg}$	260	$^{\circ}C$

参数 Parameter	符号 Symbol	额定值 Rating	单位 Unit
Soldering Temperature			

**产品特性参数 Electro-optical Characteristics (Ta = 25°C)**

参数 Parameter		符号 Symbol	条件 Condition	最小 Min.	典型 Typ.	最大 Max.	单位 Unit
发射端 Input	正向电压 Forward Voltage	$V_F$	$I_F=20mA$	-	1.2	1.4	V
	反向电流 Reverse Current	$I_R$	$V_R=4V$	-	-	10	$\mu A$
	输入电容 Terminal Capacitance	$C_t$	$V=0, f=1MHz$	-	30	250	pF
接收端 Output	集电极暗电流 Collector Dark Current	$I_{CEO}$	$V_{CE}=20V, I_F=0mA$	-	-	100	nA
	集电极-发射极击穿电压 Collector-Emitter Breakdown Voltage	$BV_{CEO}$	$I_C=0.1mA, I_F=0mA$	80	-	-	V
传输特性 Transfer Characteristics	发射极-集电极击穿电压 Emitter-Collector Breakdown Voltage	$BV_{ECO}$	$I_E=10\mu A, I_F=0mA$	6	-	-	V
	集电极-发射极饱和压降 Collector-Emitter Saturation Voltage	$V_{CE(sat)}$	$I_F=10mA, I_C=1mA$	-	-	0.3	V
	响应时间(ON) Response Time (ON)	$T_{on}$	$V_{CE}=5V, I_C=5mA$ $R_L=100\Omega$	-	4	-	$\mu s$
	响应时间(OFF) Response Time (OFF)	$T_{off}$	$V_{CE}=5V, I_C=5mA$ $R_L=100\Omega$	-	3	-	$\mu s$
	上升时间 Rise Time	$T_r$	$V_{CE}=5V, I_C=5mA$ $R_L=100\Omega$	-	2	18	$\mu s$
	下降时间 Fall Time	$T_f$	$V_{CE}=5V, I_C=5mA$ $R_L=100\Omega$	-	3	18	$\mu s$
	截止频率 Cut-off Frequency	$F_c$	$V_{CE}=5V, I_C=2mA$ $R_L=100\Omega, -3dB$	-	80	-	kHz

 注\*：电流传输比= $I_C/I_F \times 100\%$ 。

 Note\*：CTR= $I_C/I_F \times 100\%$ 。

**电流传输比分档表 CTR Classification Table (Ta = 25°C)**

参数 Parameter	符号 Symbol	条件 Condition	最小 Min.	标准值 Typ.	最大值 Max.	单位 Unit	
传输特性 Transfer Characteristics	电流传输比 CTR*	AT1010	$I_F=5mA, V_{CE}=5V$	50	-	600	%
		AT1017	$I_F=5mA, V_{CE}=5V$	80	-	160	%
		AT1018	$I_F=5mA, V_{CE}=5V$	130	-	260	%
		AT1019	$I_F=5mA, V_{CE}=5V$	200	-	400	%
		AT1012	$I_F=10mA, V_{CE}=5V$	63	-	125	%
		AT1013	$I_F=10mA, V_{CE}=5V$	100	-	200	%
		AT1014	$I_F=10mA, V_{CE}=5V$	160	-	320	%
		AT1012	$I_F=1mA, V_{CE}=5V$	22	-	-	%
		AT1013	$I_F=1mA, V_{CE}=5V$	34	-	-	%
		AT1014	$I_F=1mA, V_{CE}=5V$	56	-	-	%
		AT1011	$I_F=5mA, V_{CE}=5V$	100	-	200	%
		$I_F=0.5mA, V_{CE}=5V$	15	-	90	%	

**典型光电特性曲线 Typical Electro-Optical Characteristics Curves**

Fig.1 Forward Current vs Forward Voltage

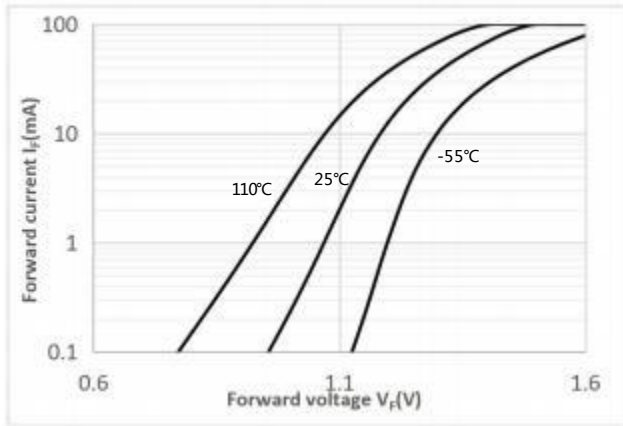


Fig.2 Collector Dark Current vs Ambient Temperature

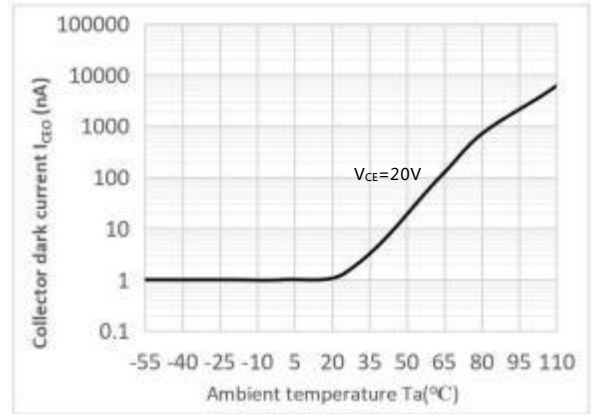


Fig.3 Collector Current vs. Collector-emitter Voltage

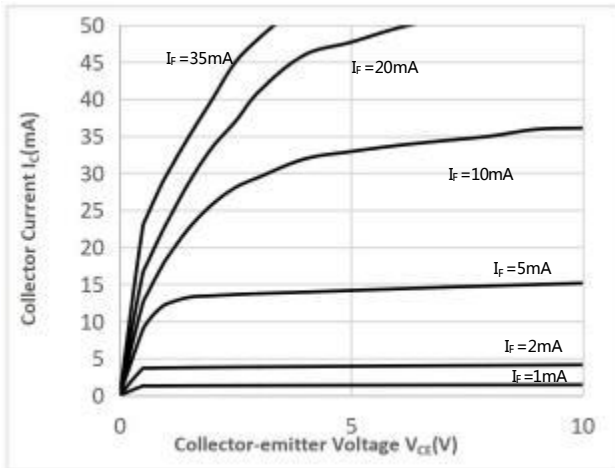


Fig.4 Relative Collector Current vs Forward Current

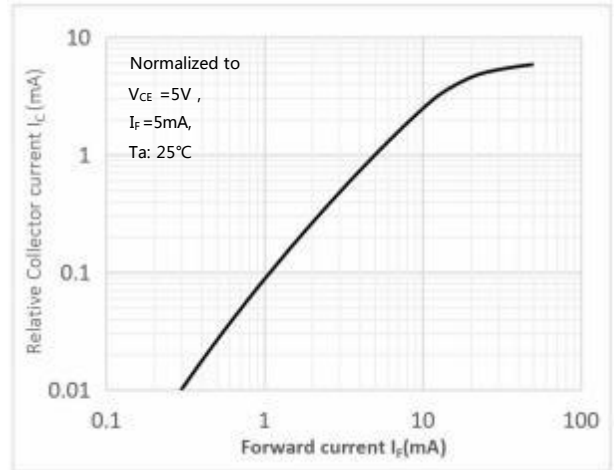


Fig.5 Relative Current Transfer Ratio vs. Forward Current

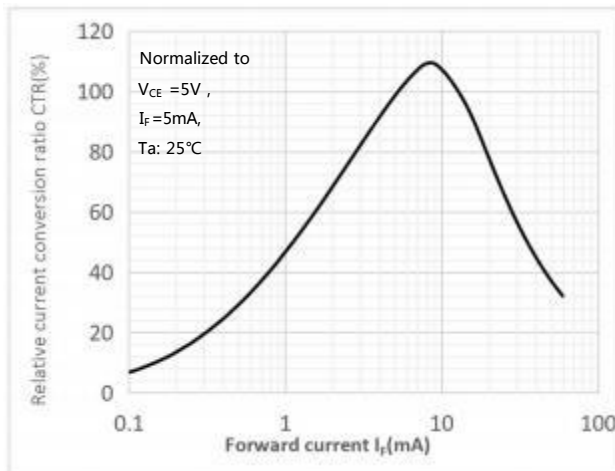


Fig.6 Relative Current transfer ratio vs Ambient temperature

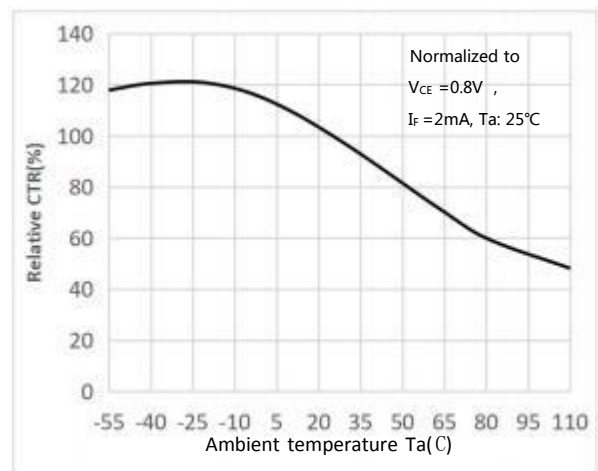


Fig.7 Relative Current transfer ratio vs Ambient temperature

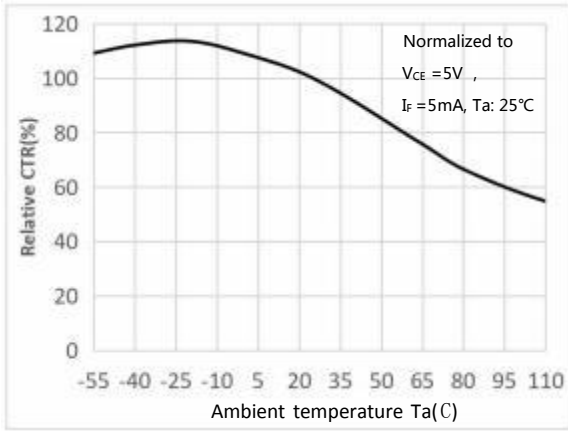


Fig.8 Collector-emitter Saturation Voltage vs. Ambient temperature

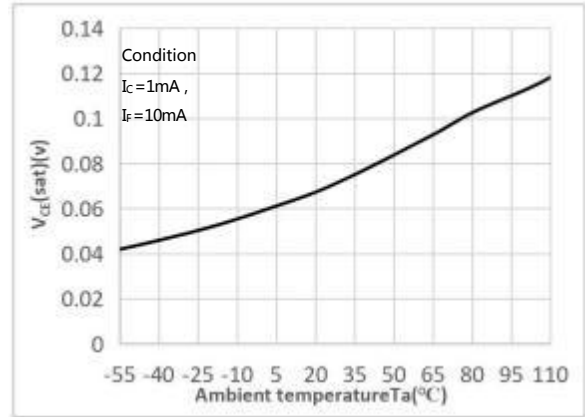


Fig.9 Turn on/Turn off vs. Collector Current

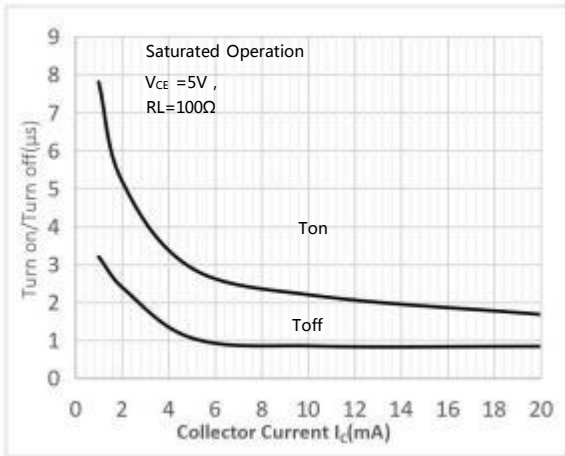


Fig.10 Turn on/Turn off vs Forward current

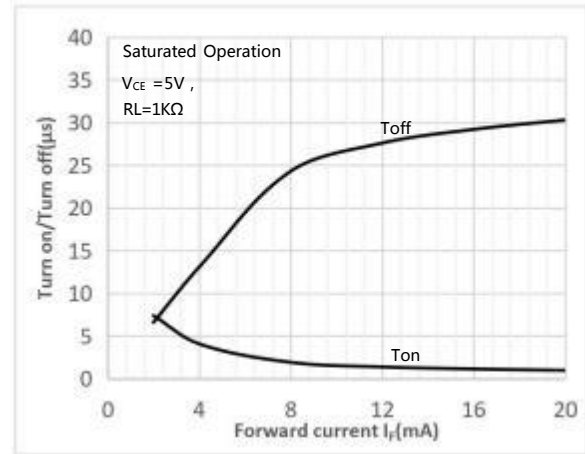
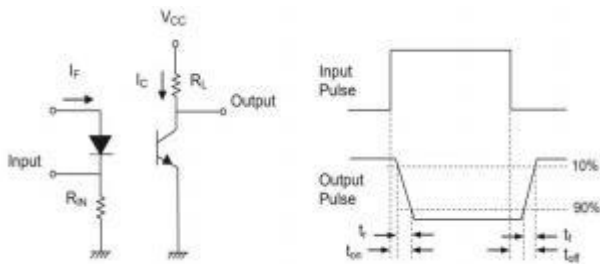


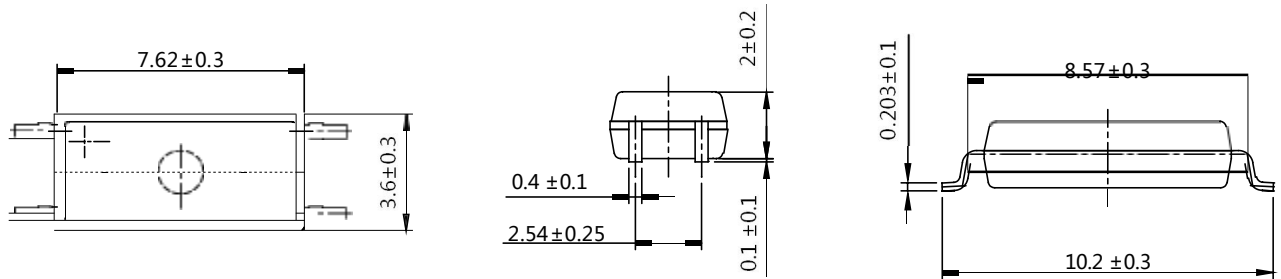
Fig.11 Switching Time Test Circuit & Waveforms





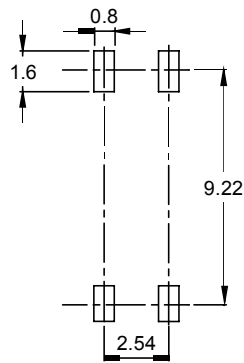
**外形尺寸 Outline Dimensions**

**LSOP4**



单位 Unit: mm

**建议焊盘布局 Recommended Pad Layout**



单位 Unit: mm

注：上图为产品正视图。

Note: The picture above is the front view of the product.

**回流焊温度曲线图 Solder Reflow Profile**

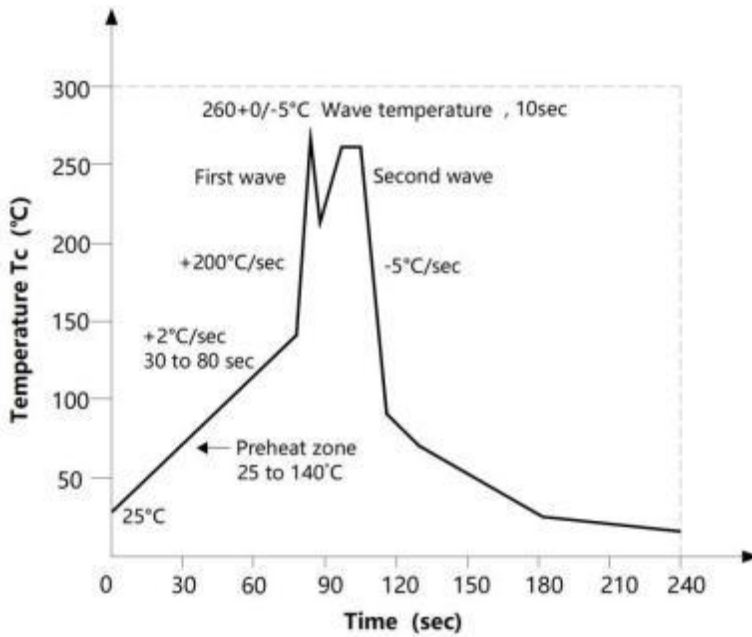

项目 Item	符号 Symbol	最小值 Min.	最大值 Max.	单位 Unit
预热温度 Preheat Temperature	$T_s$	150	200	°C
预热时间 Preheat Time	$t_s$	60	120	s
升温速率 Ramp-Up Rate ( $T_L$ to $T_P$ )	-	-	3	°C/s
液相线温度 Liquidus Temperature	$T_L$	217		°C
时间高于 $T_L$ Time Above $T_L$	$t_L$	60	150	s
峰值温度 Peak Temperature	$T_P$	-	260	°C
$T_c$ 在 ( $T_P - 5$ ) 和 $T_P$ 之间的时间 Time During Which $T_c$ Is Between ( $T_P - 5$ ) and $T_P$	$t_p$	-	30	s
降温速率 Ramp-down Rate ( $T_P$ to $T_L$ )	-	-	6	°C/s

注 Note :

建议在所示的温度和时间条件下进行回流焊，最多不能超过三次；

Reflow soldering is recommended at the temperatures and times shown, no more than three times;

### 波峰焊温度曲线图 Wave Soldering Profile



### 手工烙铁焊接 Soldering with hand soldering iron

- A. 手工烙铁焊仅用于产品返修或样品测试；  
Hand soldering iron is only used for product rework or sample testing;
- B. 手工烙铁焊要求：温度  $360^{\circ}\text{C} \pm 5^{\circ}\text{C}$ ，时间  $\leq 3\text{s}$ 。  
Hand soldering iron requirements：Temperature：  $360^{\circ}\text{C} \pm 5^{\circ}\text{C}$ , within 3s.

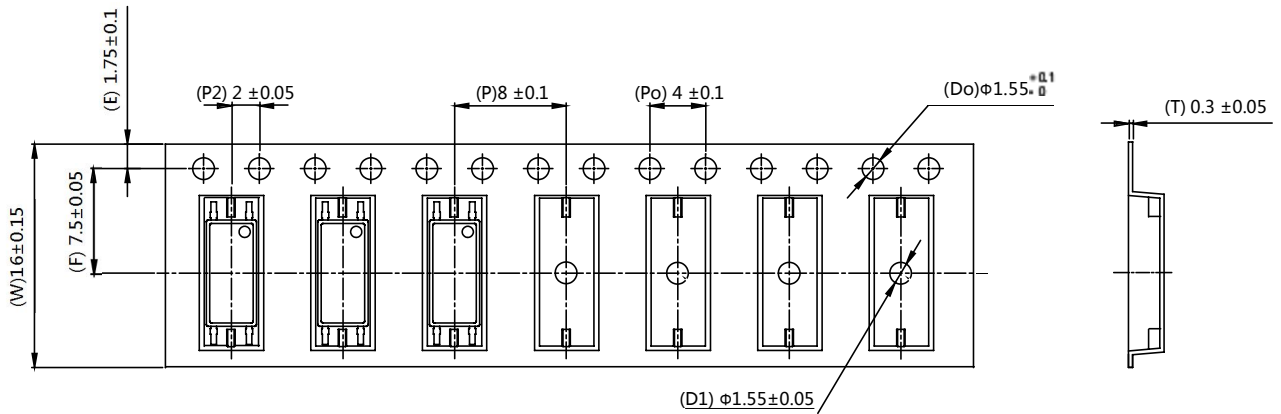
## 包装 Packing

### ■ 汇总表 Summary table

封装形式	包装方式	盘数量	盒数量	箱数量	静电袋规格	盒规格	箱(双瓦楞)规格	备注
LSOP4	卷盘 ( $\phi 330\text{mm}$ 蓝盘)	3000 只/盘	2 盘/盒	10 盒/箱	450*390*0.1mm	34*6*34cm	38*36*36.5cm	首端各空 50 个 空格, 末端空 100
Package Type	Packing Form	Quantity per Reel	Quantity per Box	Quantity per Carton	Antistatic Bag Specification	Box Specification	Carton Specification	Note
LSOP4	Reel ( $\phi 330\text{mm}$ Blue)	3000 pcs /reel	2 reels /box	10 boxes /ctn	450*390*0.1mm	34*6*34cm	38*36*36.5cm	Leave 50 Spaces at the beginning and 100 Spaces at the end

### ■ 编带包装 Tape & Reel

- 1) 每卷数量：3000 只。  
Qty/reel：3000 pcs.
- 2) 每箱数量：60000 只。  
Qty/ctn：60000 pcs.
- 3) 内包装：每盒 2 盘。  
Inner packing：2 reels/box.
- 4) 示意图 Schematic：



单位/unit：mm

## 注意 Attention

- 奥特持续不断改进质量、可靠性、功能或设计，保留此文件更改的权利恕不另行通知。  
AOTE continuously improve quality, reliability, function and design. We reserve the right to change this document without prior notice.
- 请遵守产品规格书使用，奥特不对使用时不符合产品规格书条件而导致的质量问题负责。  
Please use in accordance with the product specification. AOTE is not responsible for the quality problems caused by non-compliance with the product specifications.
- 对于需要高可靠性或安全性的设备/装置需求，请联系我们的销售人员。  
For equipment/devices requiring high reliability or safety please contact our sales representatives.
- 当需要用于任何“特定”应用时，请咨询我们的销售人员。  
When requiring a device for any “specific” application, please contact our sales in advice.
- 如对文件中表述的内容有疑问，欢迎联系我们。  
If you have any questions about the contents of the document, please contact us.