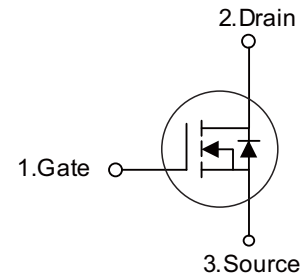


■ PRODUCT CHARACTERISTICS

VDSS	30V
$R_{DS(on)max}(V_{GS} @=4.5\text{ V})$	30mΩ
$R_{DS(on)max}(V_{GS} @=2.5\text{ V})$	40mΩ
ID	5.8

Symbol




■ APPLICATIONS

Load/Power Switching  
Interfacing Switching

■ FEATURES

High dense cell design for extremely low  $R_{DS(ON)}$   
Exceptional on-resistance and maximum DC current capability



■ ORDER INFORMATION

Order codes		Package	Packing
Halogen-Free	Halogen		
N/A	MOT3400	SOT-23	3000pieces/Real

■ ABSOLUTE MAXIMUM RATINGS ( $T_C = 25^\circ\text{C}$  unless otherwise noted)

Parameter	Symbol	Value	Unit
Drain-Source Voltage	$V_{DS}$	30	V
Gate-Source Voltage	$V_{GS}$	$\pm 12$	V
Continuous Drain Current	$I_D$	5.8	A
Drain Current-Pulsed (note 1)	$I_{DM}$	30	A
Power Dissipation	$P_D$	350	mW
Thermal Resistance from Junction to Ambient (note 2)	$R_{\theta JA}$	357	$^\circ\text{C}/\text{W}$
Junction Temperature	$T_J$	150	$^\circ\text{C}$
Storage Temperature	$T_{STG}$	-55~ +150	$^\circ\text{C}$

**■ ELECTRICAL CHARACTERISTICS** (  $T_C=25^{\circ}\text{C}$ , unless otherwise specified)

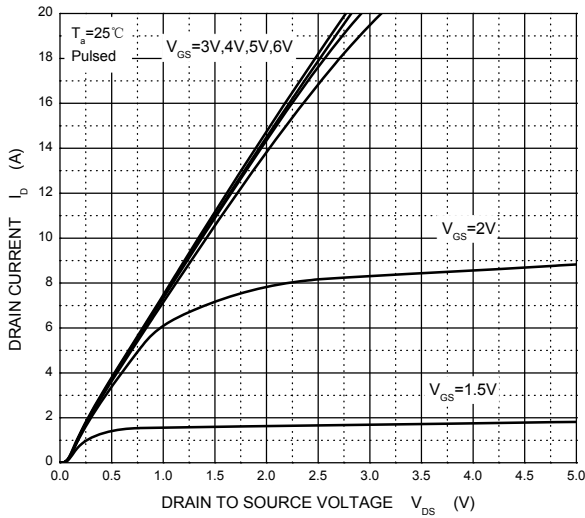
Parameter	Symbol	Test Condition	Min	Typ	Max	Unit
<b>Off Characteristics</b>						
Drain-source breakdown voltage	$V_{(BR)DSS}$	$V_{GS} = 0V, I_D = 250\mu A$	30			V
Zero gate voltage drain current	$I_{DSS}$	$V_{DS} = 24V, V_{GS} = 0V$			1	$\mu A$
Gate-source leakage current	$I_{GSS}$	$V_{GS} = \pm 12V, V_{DS} = 0V$			$\pm 100$	nA
<b>On characteristics</b>						
Drain-source on-resistance (note 3)	$R_{DS(on)}$	$V_{GS} = 10V, I_D = 5.8A$		22	30	m $\Omega$
		$V_{GS} = 4.5V, I_D = 5A$		24	30	m $\Omega$
		$V_{GS} = 2.5V, I_D = 4A$		31	40	m $\Omega$
Forward transconductance	$g_{FS}$	$V_{DS} = 5V, I_D = 5A$	8			S
Gate threshold voltage	$V_{GS(th)}$	$V_{DS} = V_{GS}, I_D = 250\mu A$	0.7		1.4	V
<b>Dynamic Characteristics</b> (note 4,5)						
Input capacitance	$C_{iss}$	$V_{DS} = 15V, V_{GS} = 0V, f = 1MHz$			1050	pF
Output capacitance	$C_{oss}$			99		pF
Reverse transfer capacitance	$C_{rss}$			77		pF
Gate resistance	$R_g$	$V_{DS} = 0V, V_{GS} = 0V, f = 1MHz$			3.6	$\Omega$
<b>Switching Characteristics</b> (note 4,5)						
Turn-on delay time	$t_{d(on)}$	$V_{GS} = 10V, V_{DS} = 15V,$ $R_L = 2.7\Omega, R_{GEN} = 3\Omega$			5	ns
Turn-on rise time	$t_r$				7	ns
Turn-off delay time	$t_{d(off)}$				40	ns
Turn-off fall time	$t_f$				6	ns
<b>Drain-source diode characteristics and maximum ratings</b>						
Diode forward voltage (note 3)	$V_{SD}$	$I_S = 2.9A, V_{GS} = 0V$			1	V

**Note :**

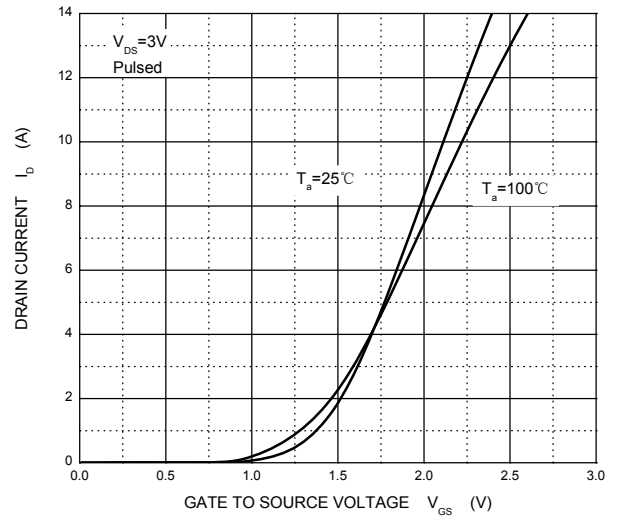
1. Repetitive Rating : Pulse width limited by maximum junction temperature.
2. Surface Mounted on FR4 Board,  $t < 5$  sec.
3. Pulse Test : Pulse Width  $\leq 300\mu s$ , Duty Cycle  $\leq 2\%$ .
4. Guaranteed by design, not subject to production testing.

■ TYPICAL CHARACTERISTICS

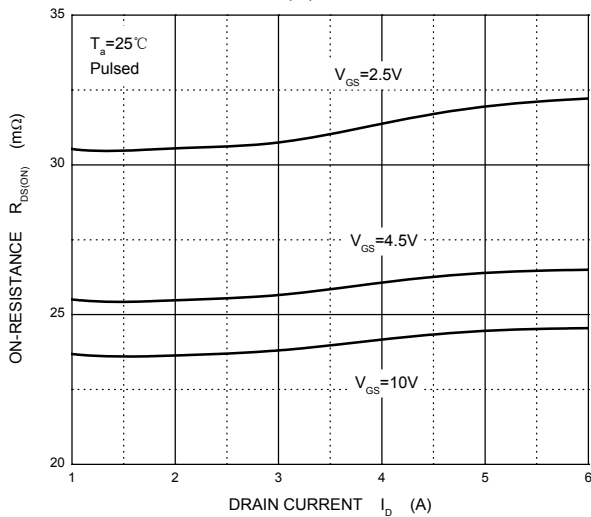
Output Characteristics



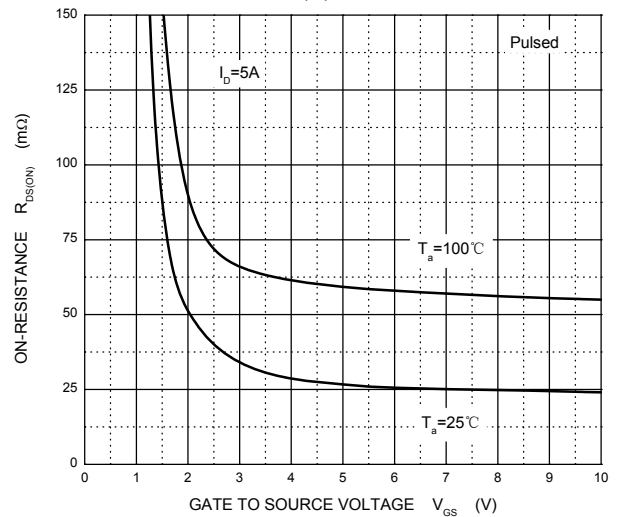
Transfer Characteristics



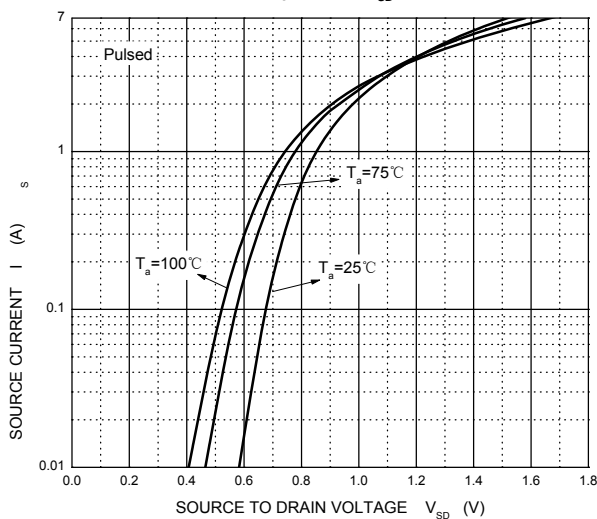
$R_{DS(ON)}$  —  $I_D$



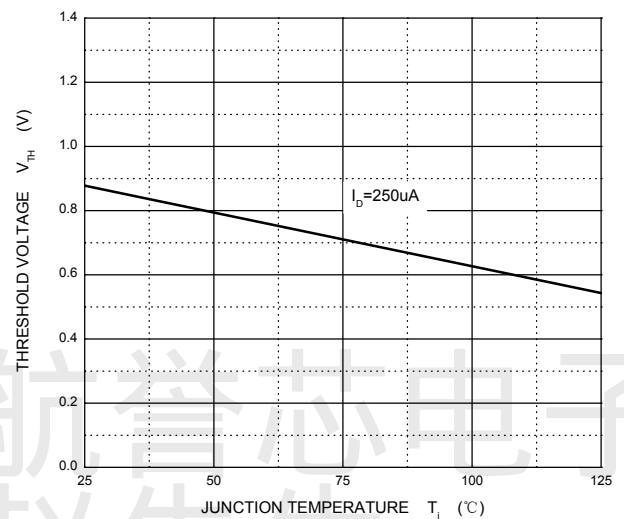
$R_{DS(ON)}$  —  $V_{GS}$



$I_s$  —  $V_{SD}$

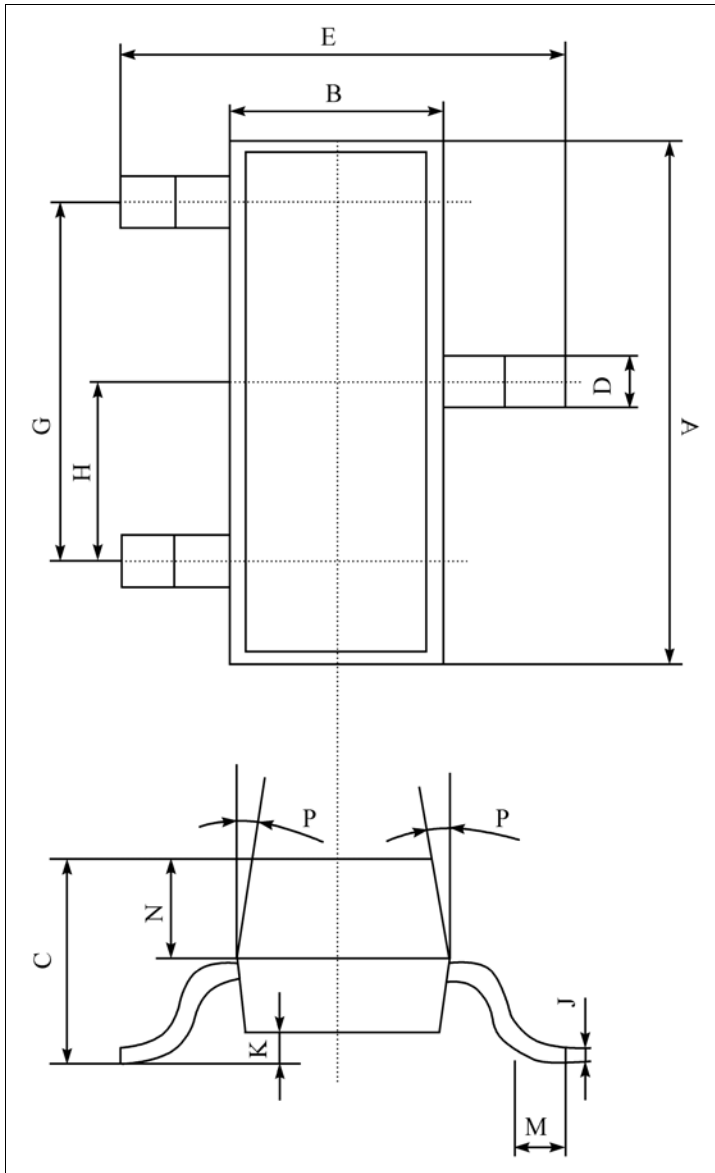


Threshold Voltage



■ SOT-23-3L PACKAGE OUTLINE DIMENSIONS

单位 (UNIT) : mm

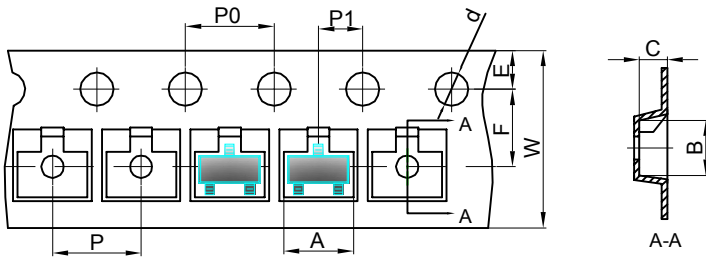


序号	数值及公差
A	2.90±0.10
B	1.30±0.10
C	1.00±0.10
D	0.40±0.10
E	2.40±0.20
G	1.90±0.10
H	0.95±0.05
J	0.13±0.05
K	0.00-0.10
M	≥0.20
N	0.60±0.10
P	7±2°

**Packing**  
 SOT-23 包装规格  
 SMD片式表面贴封装  
 包装方式: 载带卷盘包装  
**Tape & Reel, 3Kpcs/Reel**  
 每卷数量3000只 (3Kpcs/Reel)  
 每盒数量45000只 (45Kpcs/BOX)  
 每箱数量180000只 (180Kpcs/Cartons)

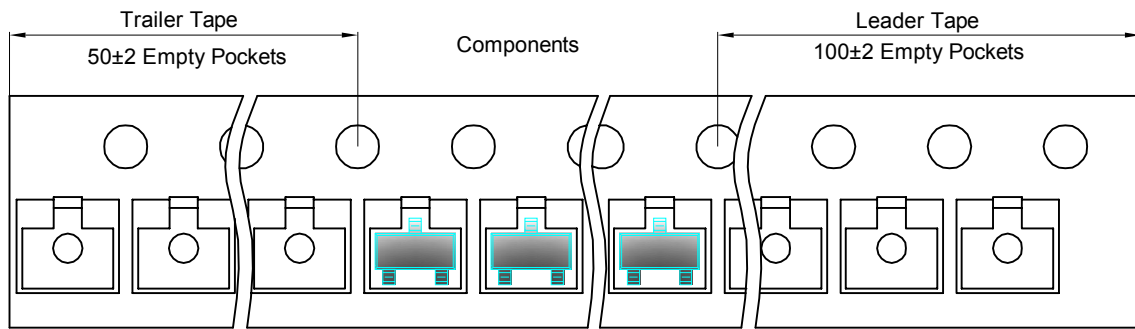
## SOT-23 Tape and reel

### SOT-23 Embossed Carrier Tape

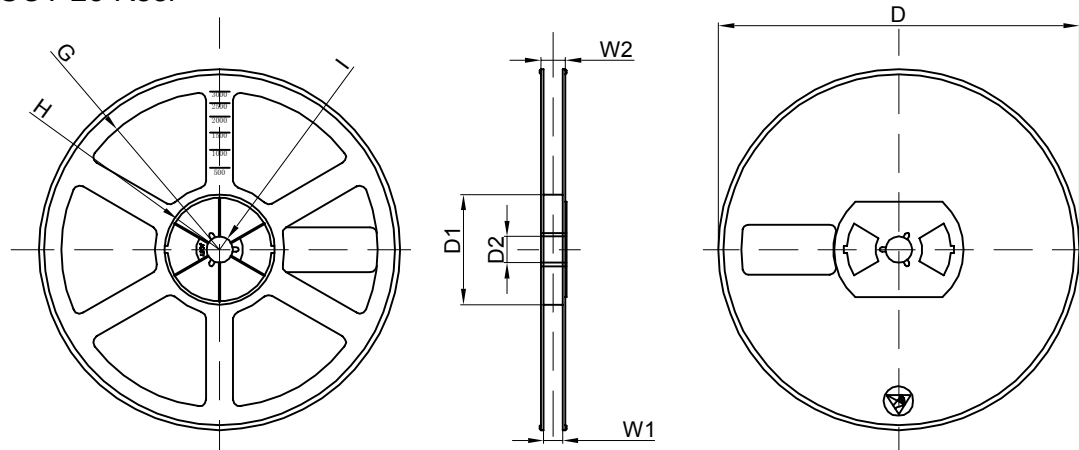


Dimensions are in millimeter										
Pkg type	A	B	C	d	E	F	P0	P	P1	W
SOT-23	3.15	2.77	1.22	Ø1.50	1.75	3.50	4.00	4.00	2.00	8.00

### SOT-23 Tape Leader and Trailer



### SOT-23 Reel



Dimensions are in millimeter								
Reel Option	D	D1	D2	G	H	I	W1	W2
7" Dia	Ø178.00	54.40	13.00	R78.00	R25.60	R6.50	9.50	12.30

REEL	Reel Size	Box	Box Size(mm)	Carton	Carton Size(mm)	G.W.(kg)
3000 pcs	7 inch	45,000 pcs	192×192×193	180,000 pcs	404×404×214	