承 認 書

SPECIFCATION FOR APPROVAL

客户名稱 CUSTOMER	
品名規格 DESCRIPTION	F9 SCRC 90B
客户料號 CUS. P/N	
提出日期 DATE	2025.05.12

出 圖 RDAWING		
發 行 MADE	復 核 CHECKED	確 認 APPROVED
李光赫	方煜镏	梁琼
销售部：张 丽		

承 認 CUSTOMER APPROVE

承　認　書
SPECIFICATION FOR APPROVAL

客户名稱 CUSTOMER		日　期 DATE	2025.05.12
規　格 ITEM	F9 SCRC 90B	編　號 SERIAL NO.	

1.1. 形狀尺寸(單位/毫米): SHAPE & DIMENSION(unit/mm):

外殼尺寸:

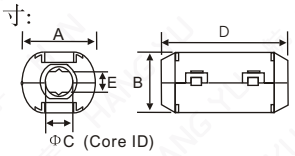

磁芯尺寸:

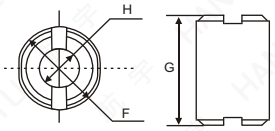

1.2. 實物圖: The Sample::

A	19.5 ± 1.0 mm
B	18.0 ± 1.0 mm
C	9.0 ± 0.8 mm
D	35.0 ± 1.0 mm
E	5.5 ± 1.0 mm
F	16 ± 0.5 mm
G	28 ± 0.7 mm
H	9 ± 0.4 mm

2. 電氣性能檢測項目: ELECTRICAL REQUIREMENTS:

□ L			TEST FREQ	KHZ MHZ
□ Q			TEST FREQ	KHZ MHZ
☒ Z	Z1= 70Ω MIN	~~KHZ~~ 25 MHZ	Z2=145 Ω MIN	~~KHZ~~ 100 MHZ
	Z3=	/ KHZ MHZ	Z4=	/ KHZ MHZ
温 度 TEMP	℃	濕　度 HUMIDITY	%	
綫 組 WINDING	Φ0.5x0.5TSx100L(mm)			

測試儀器
TEST INSTRUMENTS

1. Q-METER:
   ○HP 4342A　○MQ-172
2. L.C.R. METER:
   ○HP 4284A
3. IMPEDANCE ANALYZER:
   ○HP 4396B　○HP 4191A　∅E4991A
   ∅Agilent 16194A-TESTFIXTURE
4. L-METER:
   ○TH 2817A
5. DIGITAL MINI-OHM METER:
   ○VP2941A

3. 外觀標準: 依下表對照檢索:
THE LIMIT OF BREAKAGE: CHECKED BELOW:

OD (mm)	0~5	5.1~10	10.1~15	15.1~20	20.1~25	25.1~30	30.1~35	35以上
缺陷面积 Defect area (mm^2)	≦1	≦2	≦3	≦4	≦5	≦6	≦7	≦8
缺陷个数 Number of defects (≦)	1	2	3	3	3	3	2	2

4.材質特性 MATERIAL CHARACTERISTICS

材料牌號 Mate-rial	初始磁導率 Initial Permeability	比損耗因子 Relative Loss Factor	比溫度系數 Relative Temperature Coefficient	飽和磁通密度 Saturation Magnetic Flux Density	剩 磁 Reman-ence	矯頑力 Coercivity	居裏溫度 Curie Tempera-ture	電阻率 Electrical Resistivity	密度 Density
Unit symbol	μ_i ±20%	Tan δ/μ_i $\times 10^{-6}$	α_{μ_i} $\times 10^{-6}$	Bs (MT)	Br (MT)	HC (A/m)	Tc (℃)	ρ (Ω・m)	d g/cm^3
F9	1000	16 (0.1MHz)	5 - 10	280(1600A/m)	200	20	>130	$>10^5$	4.6

檢 驗 數 據
INSPECTION DATA

客户名稱 CUSTOMER		日 期 DATE	2025.05.12	數 量 QUANTITY	5PCS
編 號 SERIAL NO.					
規 格 ITEM	F9 SCRC 90B				
綫 組 WINDING	Φ0.5x0.5TSx100L(mm)				
測試頻率 TEST FREQ	Z1= ~~KHZ~~ 25 MHZ	Z2= ~~KHZ~~ 100 MHZ			
	Z3= / KHZ MHZ	Z4= / KHZ MHZ			
温 度 TEMP	℃	濕 度 HUMIDITY	%		

1.1形狀尺寸(單位/毫米):
SHAPE & DIMENSION(unit/mm):

外殼尺寸:

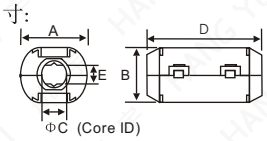

磁芯尺寸:

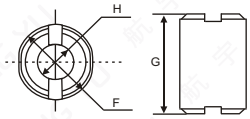

實物圖:
The Sample::

項目 TEST ITEM	電 氣 性 能 ELECTRIC CHARACTERISTICS				尺 寸(單位:毫米) DIMENSION(unit:mm)							
	Z1(Ω)	Z2(Ω)	Z3(Ω)	Z4(Ω)	A	B	C	D	E	F	G	H
	70	145			19.5	18.0	9.0	35.0	5.5	16	28	9
+	/	/			1.0	1.0	0.8	1.0	1.0	0.5	0.7	0.4
−	0	0			1.0	1.0	0.8	1.0	1.0	0.5	0.7	0.4
1	91.9	178.5			19.30	18.40	8.60	35.40	5.50	15.70	27.78	8.68
2	92.4	178.6			19.40	18.30	8.80	35.50	5.60	15.60	27.66	8.66
3	92.1	179.2			19.39	18.31	8.70	35.48	5.40	15.57	27.64	8.81
4	92.9	180.1			19.37	18.33	8.63	35.46	5.45	15.69	27.65	8.74
5	92.4	179.7			19.35	18.35	8.72	35.44	5.52	15.62	27.69	8.69
6	92.6	179.4			19.33	18.37	8.69	35.42	5.48	15.63	27.66	8.75
7	91.7	178.7			19.38	18.39	8.71	35.47	5.53	15.64	27.74	8.71
8	92.2	179.9			19.36	19.32	8.68	35.49	5.47	15.68	27.71	8.78
9	92.1	179.4			19.34	19.34	8.64	35.42	5.49	15.59	27.73	8.77
10	92.8	180.2			19.32	18.36	8.67	35.48	5.51	15.67	27.75	9.73
$\bar{X}$	92.65	179.53			19.35	18.34	8.68	35.45	5.49	15.63	27.70	8.73
Y/N	Y	Y			Y	Y	Y	Y	Y	Y	Y	Y

測試儀器:
TEST INSTRUMENTS:

E4991A+16194A

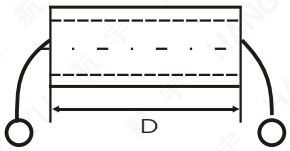

檢 驗 INSPECTED	復 核 CHECKED	確 認 APPROVED
李光赫	方煜镏	梁琼

阻 抗 - 頻 率 曲 綫
IMPEDANCE V.S FREQUENCY (Z-Y)

客户名稱 CUSTOMER		日 期 DATE	2025.05.12
規 格 ITEM	F9 SCRC 90B	編 號 SERIAL NO .	

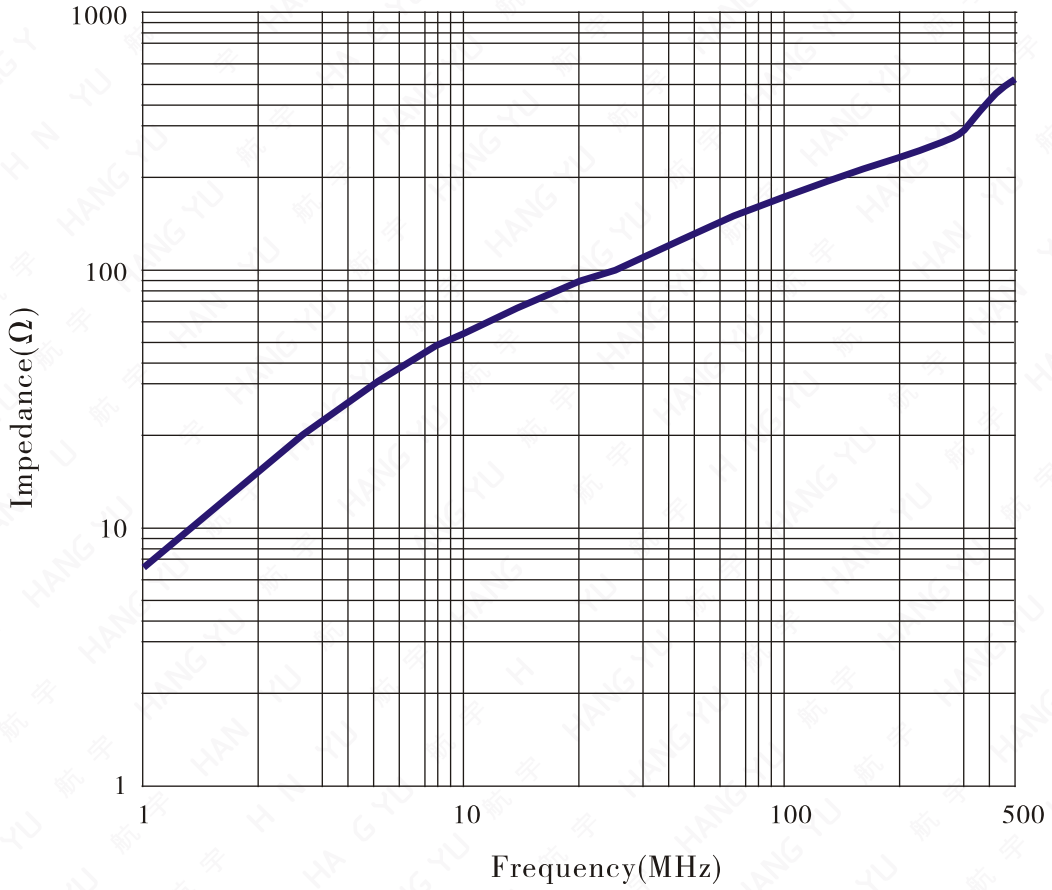

測試條件：
TESTING CONDITION:

1. 測試儀器：
   Testing Equipment: E4991A+16194A
2. 測試頻率區間：
   Testing Frequency Range: 1-500MHz
3. 測試綫組：
   Testing Coil Specification: Φ0.5x0.5TSx100L(mm)

說明Note:
本承認書在客户收到7天之内，須簽章返回，逾期視爲默認。
The Specification Approval is required to be sent back to the supplier with customer's chop or signature on it within 4 days after receiving it, or we will take it as approved by customer automatically.

測 試 TESTED	復 核 CHECKED	確 認 APPROVED
李光赫	方煜镏	梁琼